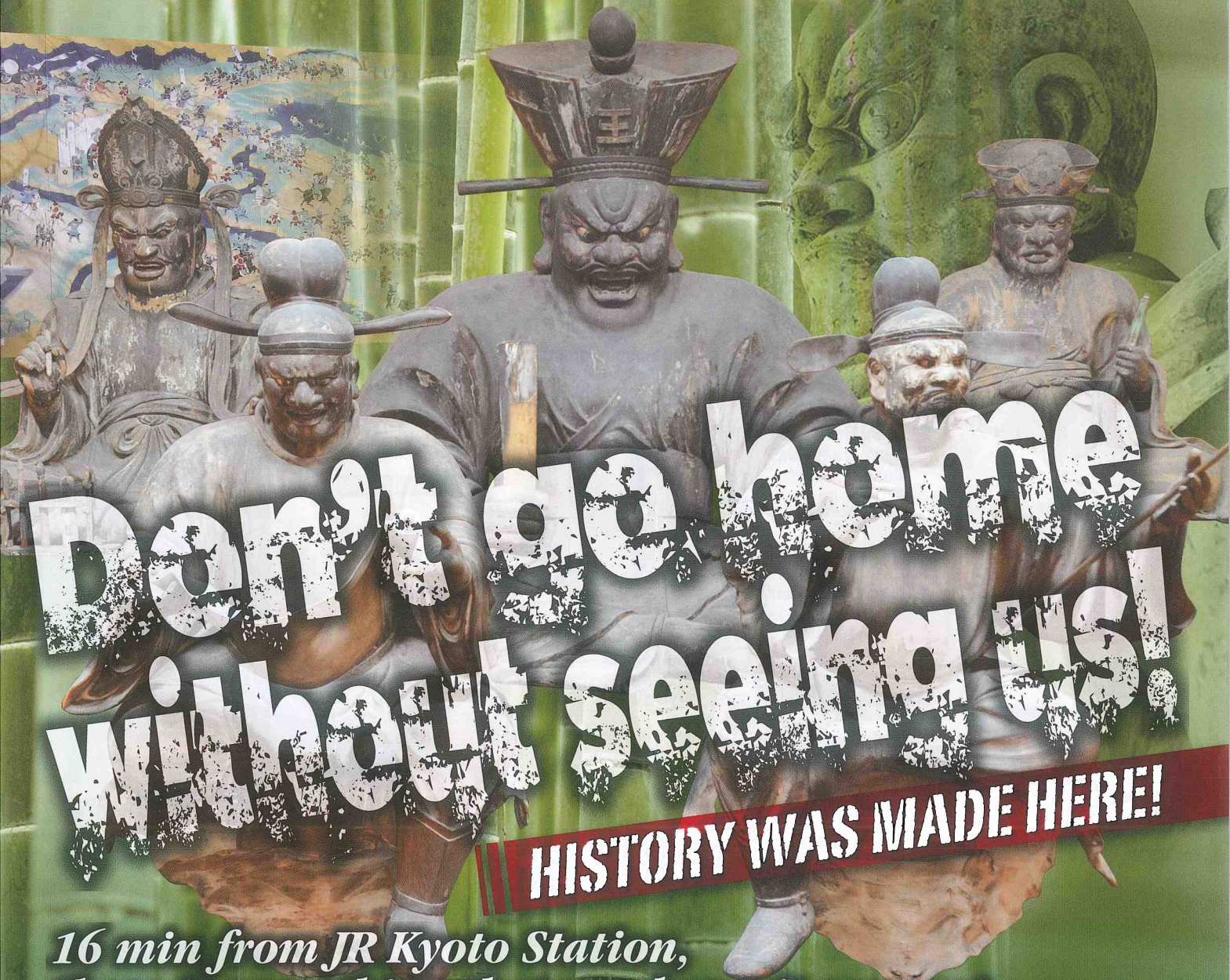



KYOTO

TOURIST GUIDE MAP

OYAMAZAKI



*16 min from JR Kyoto Station,
there is something that you haven't seen yet.*



Suntory Yamazaki Distillery

Built in 1923 by Suntory founder Shinjiro Torii, this was the first malt whiskey distillery in Japan. Today, there is a big following of Yamazaki Single Malt Whiskey and other Suntory brand whiskeys.

12 min on foot from JR Yamazaki/Hankyu Oyamazaki Stations



Asahi Beer Oyamazaki Villa Museum of Art

The Tudor-style building built in the 1920s puts on display Japanese ceramic works by the *Mingei* folk art movement, while the modern wing designed in 1995 by world renown architect Tadao Ando features modern works such as Claude Monet's "Water Lilies."

8 min on foot from JR Yamazaki/Hankyu Oyamazaki Stations

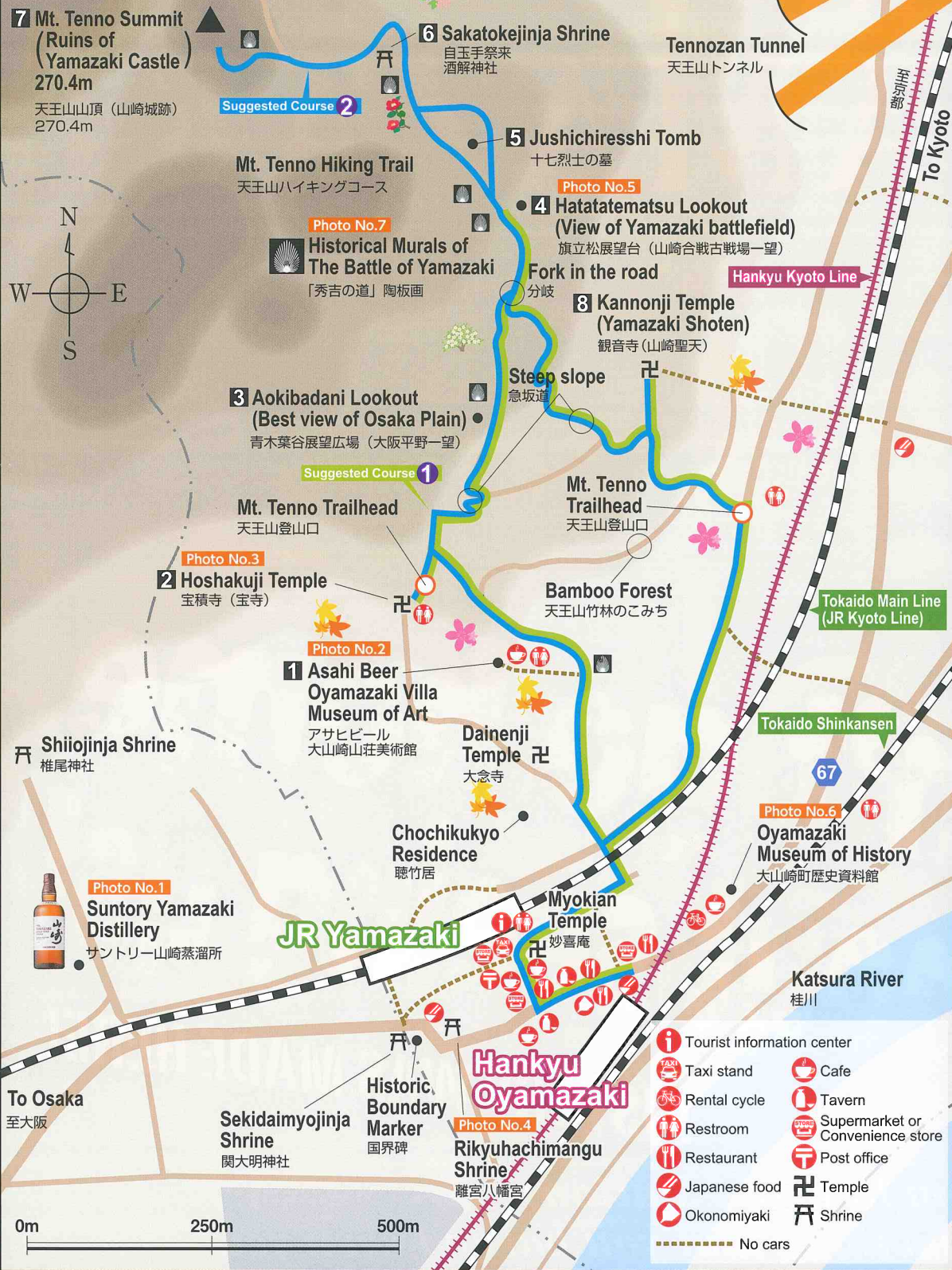


Hoshakuji Temple

The highlights of this temple are the 3-tier pagoda from the Momoyama Era (1573–1603) and the statues of Enma and Kenzoku, respectively the gods of hell and resurrection into secular life, in the Enmado. Visitors are strongly urged to pay their respects to Enma so as not to "go to hell."

12 min on foot from JR Yamazaki/Hankyu Oyamazaki Stations

KYOTO TOURIST GUIDE MAP OYAMAZAKI




Rikyuhachimangu Shrine

Built in 859, this old shrine is reputed for protecting the faithful against their own overconfidence. Keeping the good luck charm on your person is said to keep you safe from self-destruction.



Hatatatematsu Lookout

This elevated position provides a panoramic view of the battlefield where the armies of Hideyoshi Hashiba and Mitsuhide Akechi clashed in 1582. The location also looks out over the Osaka Plain. 25 minutes on foot from Hoshakuji Temple.



Oyamazaki Museum of History

This museum offers a glimpse into the local history from ancient to more modern times. It also features an actual size replica of the Tainan Tea Arbor (National Treasure) at Myokian Temple.



Historical Murals of The Battle of Yamazaki "Hideyoshi no Michi"

Spaced out in 6 locations along the hiking trail up Mt. Tenno, these murals recount the military successes of Hideyoshi Hashiba. The highlight is the panoramic depiction of the Battle of Yamazaki at the Hatatatematsu Lookout.

Suggested Course 1

- JR Yamazaki/Hankyu Oyamazaki St. ↓ 8 min on foot
- 1 Asahi Beer Oyamazaki Villa Museum of Art** Photo No.2 ↓ 5 min on foot
- 2 Hoshakuji Temple** Photo No.3 ↓ 10 min on foot
- 3 Aokibadani Lookout** ↓ 6 min on foot
- 4 Hatatatematsu Lookout** Photo No.5 ↓ 15 min on foot
- 8 Kannonji Temple** ↓ 10 min on foot
- JR Yamazaki/Hankyu Oyamazaki St.


Suggested Course 2

- JR Yamazaki/Hankyu Oyamazaki St. ↓ 8 min on foot
- 1 Asahi Beer Oyamazaki Villa Museum of Art** Photo No.2 ↓ 5 min on foot
- 2 Hoshakuji Temple** Photo No.3 ↓ 10 min on foot
- 3 Aokibadani Lookout** ↓ 6 min on foot
- 4 Hatatatematsu Lookout** Photo No.5 ↓ 4 min on foot
- 5 Jushichiresshi Tomb** ↓ 4 min on foot
- 6 Sakatokejinja Shrine** ↓ 8 min on foot
- 7 Mt. Tenno Summit** ↓ 31 min on foot
- 8 Kannonji Temple** ↓ 10 min on foot
- JR Yamazaki/Hankyu Oyamazaki St.

Transportation guide

From JR Kyoto Station

Buy a ticket for a local train. Board a local train for Osaka from Platforms 4 or 5, and get off at the fifth station.



From Hankyu Kawaramachi Station

Buy a ticket for a local train. Board a local train for Umeda, and get off at the eleventh station.

